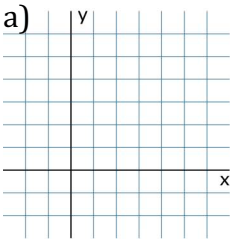
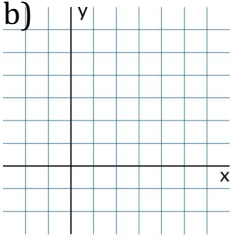
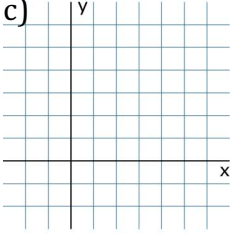
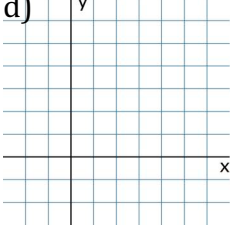
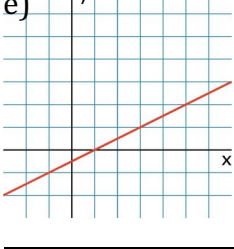
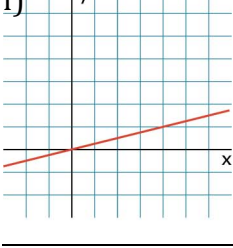
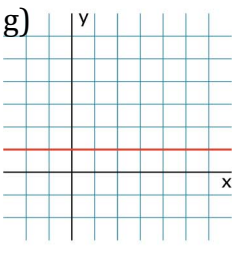
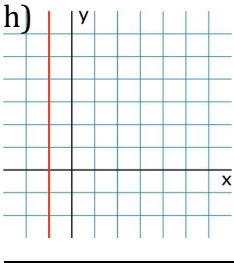
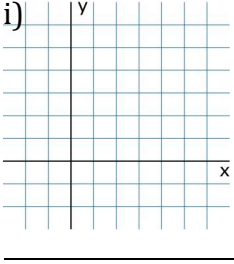
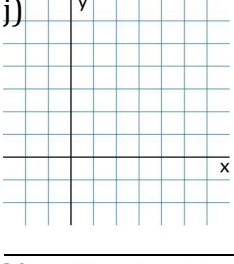
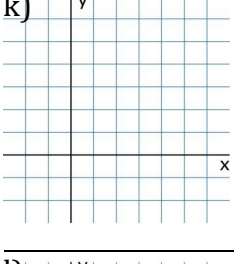
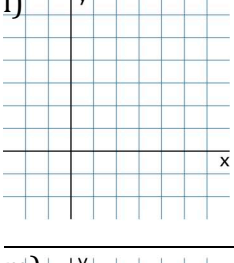
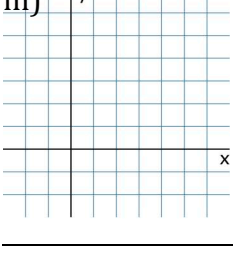


1. Vervollständige.

Graph	Wertetabelle	Steigung	Gleichung														
a) 	<table border="1"> <tr> <td>x</td> <td>-2</td> <td>-1</td> <td>0</td> <td>1</td> <td>2</td> <td>3</td> </tr> <tr> <td>y</td> <td>-2</td> <td>0</td> <td>2</td> <td>4</td> <td>6</td> <td>8</td> </tr> </table>	x	-2	-1	0	1	2	3	y	-2	0	2	4	6	8
x	-2	-1	0	1	2	3											
y	-2	0	2	4	6	8											
b) 	<table border="1"> <tr> <td>x</td> <td>-2</td> <td>-1</td> <td>0</td> <td>1</td> <td>2</td> <td>3</td> </tr> <tr> <td>y</td> <td>3</td> <td>3</td> <td>3</td> <td>3</td> <td>3</td> <td>3</td> </tr> </table>	x	-2	-1	0	1	2	3	y	3	3	3	3	3	3
x	-2	-1	0	1	2	3											
y	3	3	3	3	3	3											
c) 	<table border="1"> <tr> <td>x</td> <td>-2</td> <td>-1</td> <td>0</td> <td>1</td> <td>2</td> <td>3</td> </tr> <tr> <td>y</td> <td>3</td> <td>2</td> <td>1</td> <td>0</td> <td>-1</td> <td>-2</td> </tr> </table>	x	-2	-1	0	1	2	3	y	3	2	1	0	-1	-2
x	-2	-1	0	1	2	3											
y	3	2	1	0	-1	-2											
d) 	<table border="1"> <tr> <td>x</td> <td>-2</td> <td>-1</td> <td>0</td> <td>1</td> <td>2</td> <td>3</td> </tr> <tr> <td>y</td> <td>-2</td> <td>-1</td> <td>0</td> <td>1</td> <td>2</td> <td>3</td> </tr> </table>	x	-2	-1	0	1	2	3	y	-2	-1	0	1	2	3
x	-2	-1	0	1	2	3											
y	-2	-1	0	1	2	3											
e) 	<table border="1"> <tr> <td>x</td> <td>-2</td> <td>-1</td> <td>0</td> <td>1</td> <td>2</td> <td>3</td> </tr> <tr> <td>y</td> <td></td> <td></td> <td></td> <td></td> <td></td> <td></td> </tr> </table>	x	-2	-1	0	1	2	3	y						
x	-2	-1	0	1	2	3											
y																	
f) 	<table border="1"> <tr> <td>x</td> <td>-2</td> <td>-1</td> <td>0</td> <td>1</td> <td>2</td> <td>3</td> </tr> <tr> <td>y</td> <td></td> <td></td> <td></td> <td></td> <td></td> <td></td> </tr> </table>	x	-2	-1	0	1	2	3	y						
x	-2	-1	0	1	2	3											
y																	

g) 	<table border="1"> <tr> <td>x</td> <td>-2</td> <td>-1</td> <td>0</td> <td>1</td> <td>2</td> <td>3</td> </tr> <tr> <td>y</td> <td></td> <td></td> <td></td> <td></td> <td></td> <td></td> </tr> </table>	x	-2	-1	0	1	2	3	y						
x	-2	-1	0	1	2	3											
y																	
h) 	<table border="1"> <tr> <td>x</td> <td></td> <td></td> <td></td> <td></td> <td></td> <td></td> </tr> <tr> <td>y</td> <td></td> <td></td> <td></td> <td></td> <td></td> <td></td> </tr> </table>	x							y						
x																	
y																	
i) 	<table border="1"> <tr> <td>x</td> <td>-1</td> <td>0</td> <td>1</td> <td>2</td> <td>3</td> </tr> <tr> <td>y</td> <td>-1/3</td> <td>0</td> <td>1/3</td> <td>2/3</td> <td>1</td> </tr> </table>	x	-1	0	1	2	3	y	-1/3	0	1/3	2/3	1		
x	-1	0	1	2	3												
y	-1/3	0	1/3	2/3	1												
j) 	<table border="1"> <tr> <td>x</td> <td>-2</td> <td>-1</td> <td>0</td> <td>1</td> <td>2</td> <td>3</td> </tr> <tr> <td>y</td> <td></td> <td></td> <td></td> <td>0,8</td> <td>1,6</td> <td></td> </tr> </table>	x	-2	-1	0	1	2	3	y				0,8	1,6	
x	-2	-1	0	1	2	3											
y				0,8	1,6												
k) 	<table border="1"> <tr> <td>x</td> <td>-1</td> <td>0</td> <td>1</td> <td>2</td> <td>3</td> </tr> <tr> <td>y</td> <td>-1,5</td> <td>1</td> <td></td> <td></td> <td></td> </tr> </table>	x	-1	0	1	2	3	y	-1,5	1					
x	-1	0	1	2	3												
y	-1,5	1															
l) 	<table border="1"> <tr> <td>x</td> <td>-2</td> <td>-1</td> <td>0</td> <td>1</td> <td>2</td> <td>3</td> </tr> <tr> <td>y</td> <td></td> <td></td> <td></td> <td></td> <td></td> <td></td> </tr> </table>	x	-2	-1	0	1	2	3	y							$y = -2x + 2$
x	-2	-1	0	1	2	3											
y																	
m) 	<table border="1"> <tr> <td>x</td> <td>-2</td> <td>-1</td> <td>0</td> <td>1</td> <td>2</td> <td>3</td> </tr> <tr> <td>y</td> <td></td> <td></td> <td>-1</td> <td></td> <td></td> <td></td> </tr> </table>	x	-2	-1	0	1	2	3	y			-1				0,5
x	-2	-1	0	1	2	3											
y			-1														